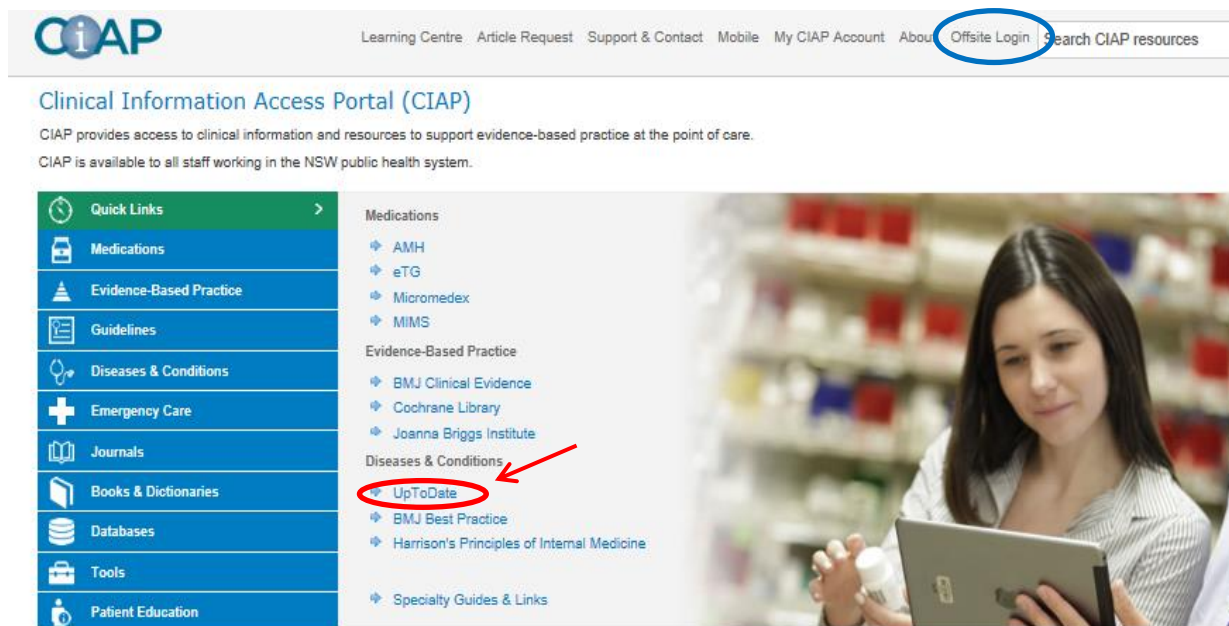
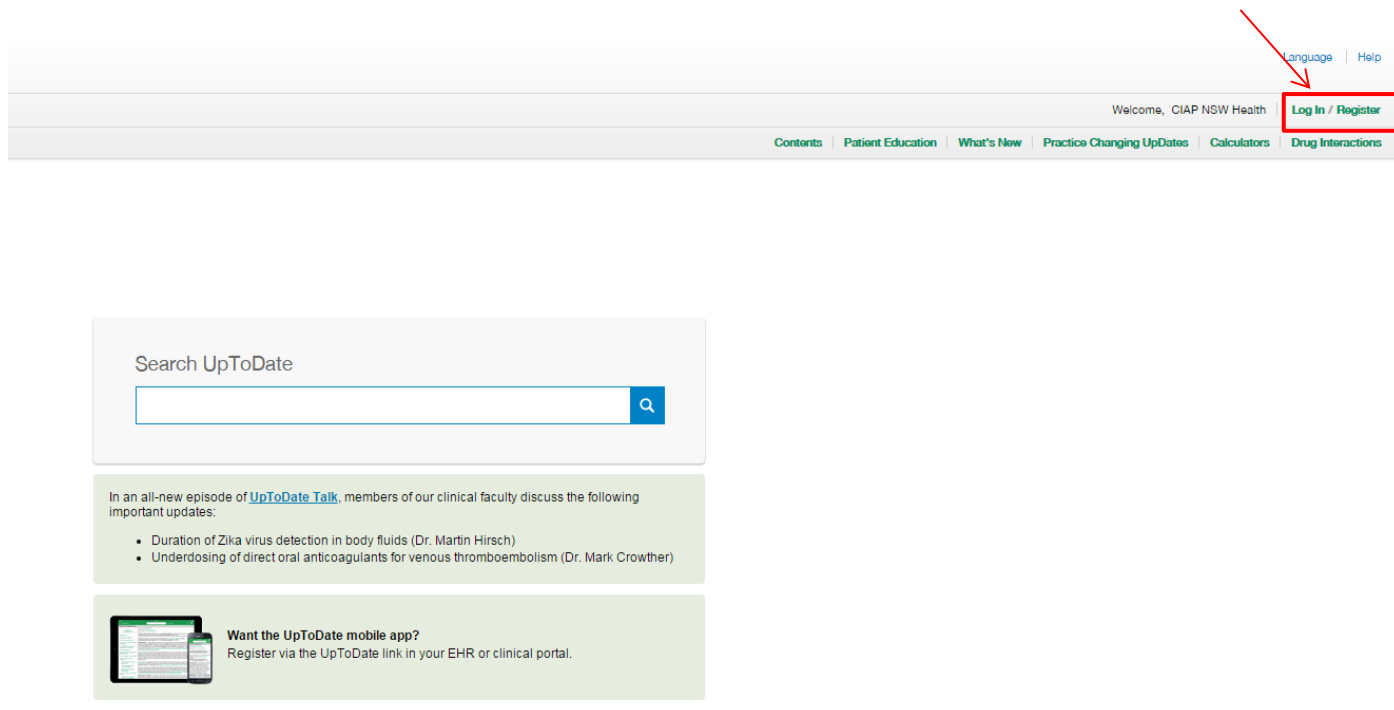


# UpToDate Access and Registration

If you wish to access UpToDate from a NSW Health computer, you must first go to the CIAP site and from there, click the link to UpToDate pictured below. **If you are not** on a NSW Health computer, you must first log in to CIAP using the offsite login.



You will now be presented with the home page of UpToDate (pictured below) from where you can use all of its features outlined in the UpToDate User Guide. You will notice that you are recognised as, CIAP NSW Health.



If you already have an UpToDate account, select 'Log In' and enter your UpToDate account details. If you would like to register for an individual UpToDate account, select 'Register'.

# UpToDate Access and Registration

You will now be presented with the below screen to which you can enter your personal details and then click submit registration.



## Register for an UpToDate account

Register for a username and password today to get our mobile app for iOS, Android or Windows 8 devices. (An email will be sent with instructions on how to get the app after registration). Plus, you can now log in directly to UpToDate remotely.

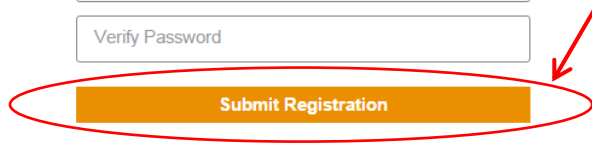
Already registered? Please [log in](#) with your UpToDate username and password.

  
  
  
 ▼  
  
  
 ▼  
 ▼

Create your username and password

\* Password rules:  
• 8 to 24 characters  
• at least 1 uppercase letter  
• cannot match username  
• at least 1 number, or special character from the following set:  
 . - \_ @ # \$ \* ! ( ) + =

Once you have registered, you will receive a confirmation email in order to confirm your account. Click the link in the email and your account registration will be complete. In order to validate your account, UpToDate requires you to sign in to your account every 6 months from a NSW Health Computer. If this requirement is not met, your account will be temporarily disabled until you log in from a NSW Health Computer.

Once you have successfully registered and logged in to UpToDate, your name will appear in the welcome message on the home page.

Now that you have an UpToDate account, you are able to download the UpToDate mobile app to your phone and log in using your account details. For further instruction, please see the UpToDate mobile download guide in the Mobile section on CIAP.